

* If necessary, deactivate the “pop up blocker” and then select the link www.entryforms.fia.com

STEP 1: Application for the user name (“User/utilisateur”) and for the password (“Password/mot de passe”) in order to access the “Entry Forms”

- Connect yourself by indicating your “User” name as well as your “Password”.
- If you do not yet have a user name and a password, please apply for them by clicking on the « Click here » link at the bottom of the page (see yellow arrow).

- Complete the application by filling out as a minimum the mandatory fields indicated in red.
- Validate your application.
- You will receive by e-mail the notification of your application as well as the necessary data to complete the forms.

1/ First email from the FIA = notification of your application for a “User” name and “Password”.

2/ Second email from the FIA =

- communication of your “User” name and of your “Password”.
- necessary data to draw up “Entry Forms” included in a “Pdf” file.
- After receiving this 2nd e-mail, it is necessary to wait approximately one hour while the system validates your “User” name and your “Password”.

STEP 2 : Entry application

FIA
FEDERATION INTERNATIONALE DE L'AUTOMOBILE

Entry form for the FIA championships

Validate Cancel

Creation date 19.01.2007
New request number 1.00000468 ←

Type of request Inscription request

Registration information

Calendar
Discipline
Championship → Select

Login information * Mandatory fields

Company name FIA
Title * Madam
Last name * Graire
Information
Address 1 * ch de Blandonnet
Address 2
P.O. box
Post code * 1215
City * Geneva
Region
Country * Switzerland

Preferred language * English
First name * Delphine
Phone 1 * +41 22 544 44 00
Phone 2
Fax 1
Fax 2
Mobile 1
Mobile 2
E-mail 1 * dgraire@fia.com

- In the event of a problem regarding the “Entry Form”, you must always quote the application number (“Request Number”) which has been allocated to you (see yellow arrow).
- Select the chosen Championship by clicking on the “Select” link (see green arrow).

ON THE CALENDAR:

- Select “Circuits” on the “Discipline” link.
- Select the chosen Championship by clicking on the “Select” link.
- Indicate your choice and then validate your application.

Login information * Mandatory fields

Company name	<input type="text" value="FIA"/>		
Title *	<input type="text" value="Madam"/>	Preferred language *	<input type="text" value="English"/>
Last name *	<input type="text" value="Graire"/>	First name *	<input type="text" value="Delphine"/>
Information	<input type="text"/>		
Address 1 *	<input type="text" value="ch de Blandonnet"/>	Phone 1 *	<input type="text" value="+41 22 544 44 00"/>
Address 2	<input type="text"/>	Phone 2	<input type="text"/>
P.O. box	<input type="text"/>	Fax 1	<input type="text"/>
Post code *	<input type="text" value="1215"/>	Fax 2	<input type="text"/>
City *	<input type="text" value="Geneva"/>	Mobile 1	<input type="text"/>
Region	<input type="text"/>	Mobile 2	<input type="text"/>
Country *	<input type="text" value="Switzerland"/>	E-mail 1 *	<input type="text" value="dgraire@fia.com"/>
		E-mail 2	<input type="text"/>
		Web Site	<input type="text"/>

* Complete the required fields.

Entrant information * Mandatory fields

[Initialisation](#) with account information | [Clear data](#)

Entrant name	<input type="text" value="FIA"/>		
Title *	<input type="text" value="Madam"/>	Preferred language *	<input type="text" value="English"/>
Last name *	<input type="text" value="Graire"/>	First name *	<input type="text" value="Delphine"/>
Information	<input type="text"/>		
Address 1 *	<input type="text" value="ch de Blandonnet"/>	Phone 1 *	<input type="text" value="+41 22 544 44 00"/>
Address 2	<input type="text"/>	Phone 2	<input type="text"/>
P.O. box	<input type="text"/>	Fax 1	<input type="text"/>
Post code *	<input type="text" value="1215"/>	Fax 2	<input type="text"/>
City *	<input type="text" value="Geneva"/>	Mobile 1	<input type="text"/>
Region	<input type="text"/>	Mobile 2	<input type="text"/>
Country *	<input type="text" value="Switzerland"/>	E-mail 1 *	<input type="text" value="dgraire@fia.com"/>
Internat. licence No. *	<input type="text" value="123456789"/>	E-mail 2	<input type="text"/>
		Web Site	<input type="text"/>

Add vehicle
Add team
Add manufacturer
Add driver

Complete the "Entrant" part by filling out as a minimum the mandatory fields indicated in red. **The name of the competitor is the one indicated on your competitor licence.** If the "Entrant" data is identical to the "Login Information" data, click on "Initialisation" (see yellow arrow).

1/ Add a vehicle by clicking on the "Add vehicle" link (see red arrow).

- Complete the "vehicle" part by filling out a maximum of fields (which will soon be mandatory and indicated in red).
- Validate your application.

2/ Add the team name by clicking on the "Add team" link (see blue arrow).

- Complete the "team" part by filling out a maximum of fields (which will soon be mandatory and indicated in red).
- If the "team" data is identical to the "Login Information" data, click on "Initialisation".
- Validate your application.

3/ Add one Driver by clicking on the "Add driver" link (see green arrow).


- Complete the "Driver" part by filling out a maximum of fields (which will soon be mandatory and indicated in red).
- Validate your application.

4/ Should you wish to enter the Championship for the Manufacturers' title, click on "Manufacturer" (see pink arrow). **THIS WINDOW ONLY CONCERNS THE MANUFACTURERS' TITLE.**


If the "Manufacturer" data is identical to the "Account Information" data, click on "Initialisation".

- Complete the "Manufacturer" part by filling out a maximum of fields.
- Validate your application.


If you are waiting for the issue of your licence, please write "TBA".

Attachment files 	
Driver 1. Inter. licence	Insert
Driver 1. Other	Insert
Entrant's Inter. licence	Insert
Entry fee payment	Insert
Other	Insert

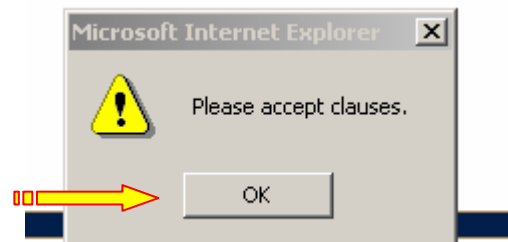
* You can attach certain digitalised documents (copy of your bank transfer, licences, etc.). They can also be sent by e-mail, fax or post.

Payment 	
Entry fee	0.00 €
Mode	<input checked="" type="radio"/> Bank transfer Please make your transfer to: Crédit du Nord 50, rue d'Anjou F-75008 PARIS Banking code : 30076 Counter code : 02020 Account number : 25368000200 key RIB 34 Code IBAN : FR 7630076020202536800020034

Contact Public Area Inscription clauses Common Declaration Logout Credits © 2006 FIA



* Complete the "Payment" part by indicating "bank transfer" and then validate your application (see green arrow).



* Click on Ok to accept the statement and the clause (see yellow arrows).

* Please carefully read the statement and the clause and accept them by clicking on the white square.

© 2006 FIA



- Validate the entry form (see green arrow).
- You will firstly receive by e-mail the confirmation of your entry application.
- The entry application form is included in the "pdf" file sent by email.
- [Print the entry application form and follow the instructions included in our email.](#)